# 660 V | Ø 27 x 60 mm

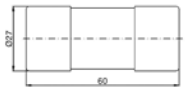


**50 193 20**

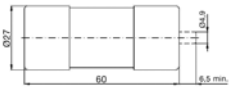


**50 194 20**

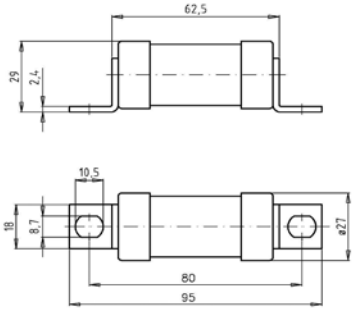


**50 170 20**

**Verpackungseinheit / Packing unit:** 10 Stück / 10 pieces

| Betriebsklasse / Class | |
|---|---|
| **aR** | IEC 60 269-4<br>VDE 0636-4 |

| Bemessungs-spannung<br>Rated Voltage | Artikel Nr.<br>Article No | Größe<br>Size | Bemessungsstrom<br>Rated Current |
|---|---|---|---|
| V | | | A |
| 660 | 50 193 20<br>50 194 20<br>50 170 20 | Ø 27 x 60 mm | 20-250 |

## Bemessungsausschaltvermögen / Rated breaking capacity200 kA (AC 660 V)

| Bemessungsstrom<br>Rated Current | Artikel Nr.<br>Article No. | | | Gewicht<br>Weight | Bemessungs-spannung<br>Rated Voltage | Schmelz-integral<br>Pre-Arcing-$I^2t$-Value | Ausschalt-integral<br>Total $I^2t$-Value | Leistungs-abgabe<br>Power Loss |
|---|---|---|---|---|---|---|---|---|
| | ohne Auslöser<br>without striker | mit Auslöser<br>with striker | mit Anschlußlaschen<br>with bolded contacts | | | | @ AC 660 V | |
| A | | | | kg / 1 | V | $A^2s$ | $A^2s$ | W |
| 20 | 50 193 20.20 | 50 194 20.20 | 50 170 20.20 | 0,10 | 660 | 17 | 100 | 8 |
| 25 | 50 193 20.25 | 50 194 20.25 | 50 170 20.25 | 0,10 | 660 | 30 | 180 | 9 |
| 32 | 50 193 20.32 | 50 194 20.32 | 50 170 20.32 | 0,10 | 660 | 67 | 400 | 10 |
| 40 | 50 193 20.40 | 50 194 20.40 | 50 170 20.40 | 0,10 | 660 | 90 | 550 | 13 |
| 50 | 50 193 20.50 | 50 194 20.50 | 50 170 20.50 | 0,10 | 660 | 150 | 900 | 15 |
| 63 | 50 193 20.63 | 50 194 20.63 | 50 170 20.63 | 0,10 | 660 | 330 | 2.000 | 16 |
| 80 | 50 193 20.80 | 50 194 20.80 | 50 170 20.80 | 0,10 | 660 | 472 | 2.900 | 22 |
| 100 | 50 193 20.100 | 50 194 20.100 | 50 170 20.100 | 0,10 | 660 | 850 | 5.400 | 25 |
| 125 | 50 193 20.125 | 50 194 20.125 | 50 170 20.125 | 0,10 | 660 | 1.310 | 7.900 | 30 |
| 160 | 50 193 20.160 | 50 194 20.160 | 50 170 20.160 | 0,10 | 660 | 2.950 | 17.700 | 32 |
| 200 | 50 193 20.200 | 50 194 20.200 | 50 170 20.200 | 0,10 | 660 | 5.000 | 30.000 | 37 |
| 250 | 50 193 20.250 | 50 194 20.250 | 50 170 20.250 | 0,10 | 660 | 8.100 | 49.000 | 43 |

Applikationskoeffizienten / Application coefficients (Weiterführende Informationen siehe Seite 13 / for more information see page 13)

| a | A2 | B1 max. | B2 | Cf3 | |
|---|---|---|---|---|---|
| 130 | 0,6 | 1,25 | 0,6 | 0,8 | |

# 660 V | Ø 27 x 60 mm

**Zeit/Strom-Kennlinien**
Time-current characteristics

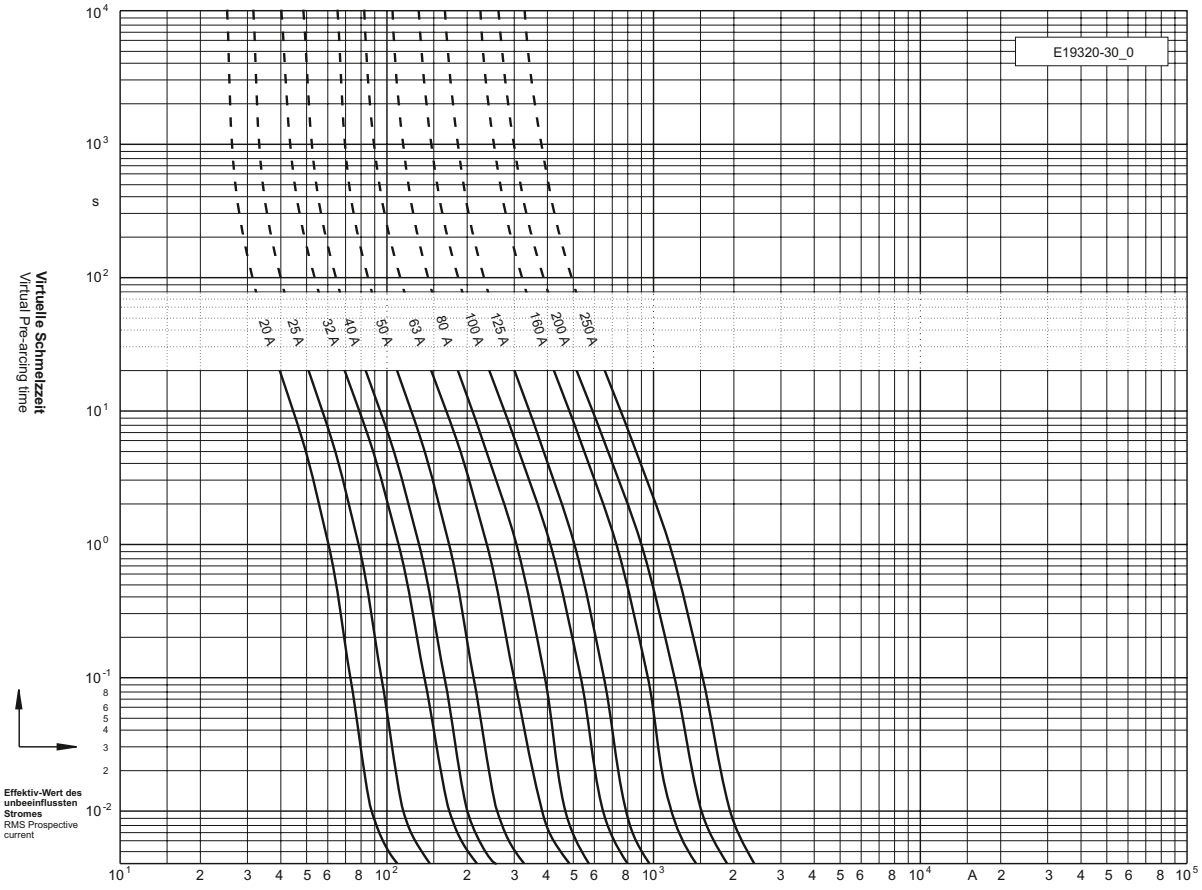


**Durchlass-Strom**
Cut-off current

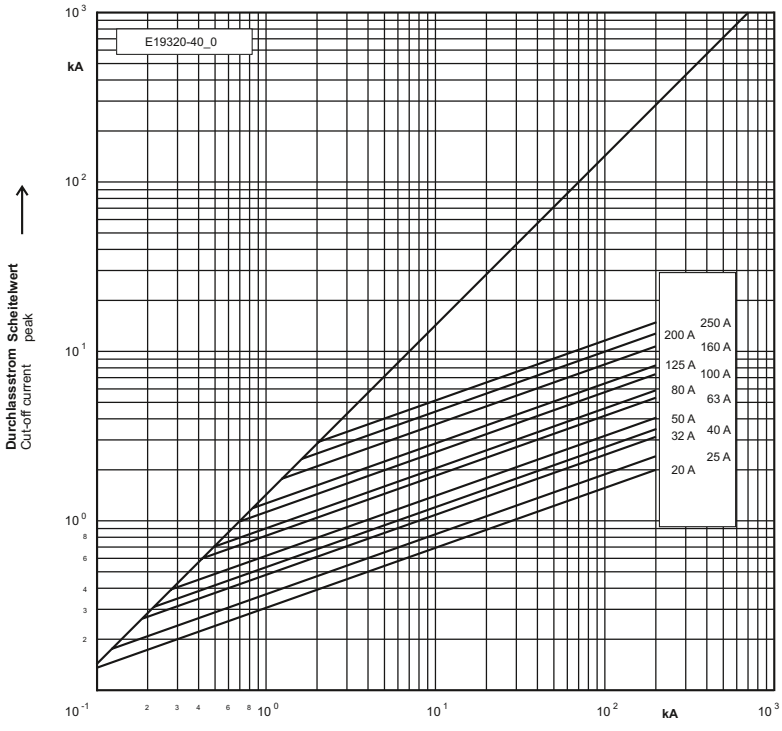


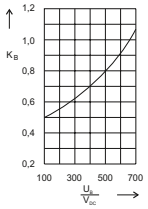

**Umrechnungsfaktor für den Ausschalt $i^2t$-Wert**
Reduction factor for total $i^2t$-value

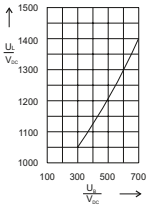

**Schaltspannungs-diagramm**
Arc Voltage-Diagram

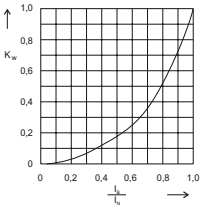

**Umrechnungsfaktor der Leistungsabgabe**
Reduction factor for power Loss